



### District Report Card: 2017


<b>State:</b> Rajasthan	<b>District:</b> Nagaur
<b>Class:</b> 5	<b>Subject:</b> Language
<b>Schools:</b> 60	<b>Students:</b> 928


### Participation/Coverage


#### Students

<div>GENDER</div> <div></div>	Boys				Girls			
	Number		%		Number		%	
	393		42.35		535		57.65	

<div>AREA</div> <div></div>	Rural				Urban			
	Number		%		Number		%	
	922		99.35		6		0.65	

<div>CATEGORY</div> <div></div>	SC		ST		OBC		GEN	
	Number	%	Number	%	Number	%	Number	%
	371	39.98	1	0.11	457	49.25	99	10.67

<div>CWSN</div> <div></div>	LD	VI	HI	S&LD	ID	Oth
	1	3	1	0	1	15

<div>Management</div> <div></div>	Government				Government-aided			
	Number		%		Number		%	
	928		100.00		0		0.00	

### Average Performance of Students in Language (%)

Overall	Gender		Area		Management		Social Group			
	Male	Female	Rural	Urban	Govt.	Aided	SC	ST	OBC	GEN
<b>76.44</b>	<b>74.88</b>	<b>77.58</b>	<b>76.38</b>	<b>84.44</b>	<b>76.44</b>	<b>0.00</b>	<b>75.81</b>	<b>86.67</b>	<b>77.43</b>	<b>74.07</b>

### Performance on Learning Outcomes (LOs)

Learning Outcomes	Description	Average Performance(%)
L504	Reads and comprehends independently storybooks, news items/ headlines, advertisements etc.	72.78
L508	Reads text with comprehension, locates details and sequence of events	78.27

Range of Performance of Students who Answered Correctly							
Below 30%		30% - 50%		50% - 75%		Above 75%	
Number	%	Number	%	Number	%	Number	%
20	2.16	72	7.76	300	32.33	536	57.76

### Lowest Performing Learning Outcomes (LOs)

- 1 - Reads and comprehends independently storybooks, news items/ headlines, advertisements etc. (72.78)
- 2 - Reads text with comprehension, locates details and sequence of events (78.27)